




ADDITIONAL MODULE

Battery charger


Combined with a CRE TECHNOLOGY charger, this module offers advanced additional functions. It is mounted on DIN rail and is mounted between the charger and the battery.

- DIN rail mounting.
- DC voltage protection by fuse.
- Shunt architecture.
- Analog output for current measurement.
- Analog output for voltage measurement

This additional module works with all COMPACT, BP+, BP and BPRB products.



FRONT VIEW



SIDE VIEW

FEATURES

DC VOLTAGE PROTECTION BY FUSE. THE VALUE OF THE FUSE IS :

- 20A for A80Z0 (yellow fuse)
- 30A for A80Z1 (green fuse)

AN INTEGRATED DIODE ON THE DC OUTPUT PROVIDES

- Protection against polarity reversal
- Protection against flow of the engine charge alternator into the battery charger
- Protection against battery leakage currents through the charger when it is not supplied with AC voltage.

A 0-100mV OUTPUT OF THE DC CURRENT SUPPLIED BY THE CHARGER

- 0-100mV corresponds to 25A for reference A80Z0
- 0-100mV corresponds to 50A for reference A80Z1
- V out current (c+/c-): $0.004 \times I$ in

A 0-10V OUTPUT OF THE DC VOLTAGE SUPPLIED BY THE CHARGER

- 0-10V corresponds to 40VDC for the 2 references A80Z0 / A80Z1
- V out (V+/V-): $0.231 \times V_{in}$

CONNECTION

- 2 terminals (Input +/-) for 0V and 24V input from the charger.
- 2 terminals (Output +/-) for 0V and 24V output for connection to batteries.
- 2 terminals (C +/-) for 0-100mV DC current image output (25A or 50A).
- 2 terminals (V +/-) for 0-10V DC voltage image output (40VDC).

COMPATIBILITY & RELATED PRODUCTS

The CRE TECHNOLOGY battery charger range has been specially designed to charge industrial or engine starting equipment batteries.

BP + RANGE

- Single-phase input voltage range,
- Output current range 3A to 10A
- Output voltage range from 12VDC to 24VDC. They offer short-circuit, overload, overvoltage, high temperature protection
- With integrated diode
- DIN rail mounting
- Competitive price

COMPACT RANGE

- State-of-the-art small format technology:
- Fault relay
- DIN rail mounting
- Competitive price

BPRB RANGE

- Output current range 5A to 20A
- Output voltage range from 12VDC to 24VDC.
- Permanent short-circuit protection
- Fail Output Relay
- BOOST function.

Exceptional efficiency offering a unique power/volume ratio:

- Input voltage range 180 to 550VAC
- Fault relay
- BOOST function

BP RANGE

- Wide input voltage range in single-phase or three-phase,
- Wide output current range 10A to 40A and 24VDC output voltage.
- Short circuit protection
- Space-saving and a Din Rail support.
- High strength and reliability

DIMENSIONS

- Overall dimensions: width: 60mm

Part number: A80Z0-A Additional module

ASSOCIATED PRODUCTS & CABLE

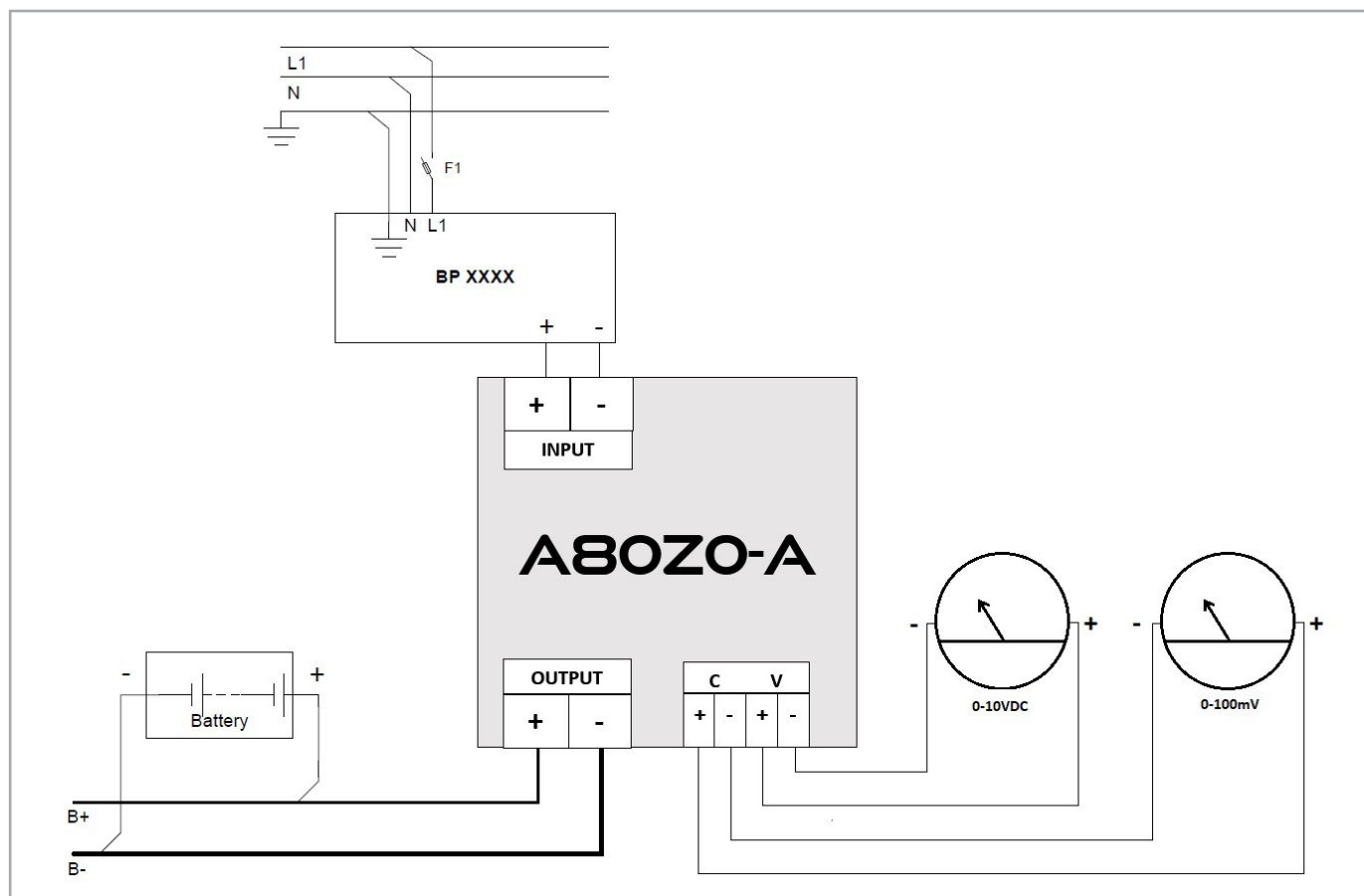
BPRBXXXXM
BPXXXXM
BPXXXXT
BP+XXXXM-305
BPRXXXXS



ADDITIONAL MODULE

Battery charger

WIRING DIAGRAM



RELATED PRODUCTS

The CRE TECHNOLOGY battery charger range has been specially designed to charge industrial or engine starting equipment batteries.

4 PRODUCT RANGES

- The BP+, Compact, BP and BPRB series are available:
- From 3A to 40A at 12VAC or 24VAC
- In single-phase or three-phase power supply
- In 50Hz and 60Hz for all chargers
- Voltage range 85VAC to 550VAC

