




HARNESS AND PERIPHERAL UNITS INFORMATION



Last Update: 11/2023

CRE TECHNOLOGY believes that all information provided herein is correct and reliable and reserves the right to update at any time. CRE TECHNOLOGY does not assume any responsibility for its use. E & O E.





NOTE

Read this entire manual and all other publications pertaining to the work to be performed before installing, operating, or servicing this equipment. Apply all plant and safety instructions and precautions. Failure to follow instructions can cause personal injury and/or property damage.

Motors, turbines and any other type of generator must be equipped with protections (overspeed, high temperature, low pressure... depending on the power plant).

Any changes of the normal use of the equipment can cause human and material damage.

For further information, please contact your CRE Technology distributor or the After-Sales Service Team.

All CRE Technology products are delivered with one year warranty, and if necessary we will be happy to come on site for product commissioning or troubleshooting. The company also provide specific trainings on our products and software.



Technical Support: +33 492 38 86 86 - UTC+1 : French/English/Spanish // UTC-4 : English/Spanish



Mail: support@cretechnology.com



INFORMATION

You can download the up-to-date version of this documentation and different other documentations on our web-site: www.cretechnology.com



WEB SITE



FAQ



TECHNICAL DOCUMENTATION HISTORY

DATE	VERSION	COMMENTS
Nov. 2012	A	Initial version.
Oct. 2016	B	Addition of GENSYS COMPACT and optic fiber information.
May. 2018	C	New product design (GENSYS COMPACT & GENSYS COMPACT CORE).
Oct. 2019	D	Modification EDS-208A, connection with I4Gen and EDS280A, modification (p.12) of BSD2.0 by EC350.
Feb. 2020	E	Deletion of chapter «Optic Fiber - Multiple CAN Network (different baud rates).
April 2020	F	Modification on optic fiber chapter. Addition of 3G/4G WIFI modem chapter.
Nov. 2020	G	Modification on 3G/4G WIFI modem chapter.
Feb. 2022	H	Modification of the visuals of the COMPACT range products.
Nov. 2023	I	Changes to the range of cable harnesses and related products








NOTE






Read this entire manual and all other publications pertaining to the work to be performed before installing, operating, or servicing this equipment. Apply all plant and safety instructions and precautions. Failure to follow instructions can cause personal injury and/or property damage.

Contact your CRE TECHNOLOGY distributor for course training.


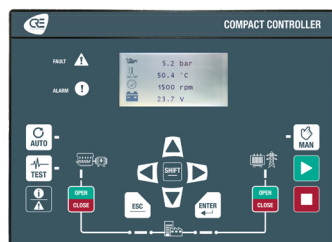
RANGE OF WIRING HARNESS

REFERENCES	OVERVIEW
A53W1 (3 meters long) ETHERNET CROSS CABLE CAT 5	
RS485 Ethernet Converter	
RS232/RS485 Converter	
Ethernet switch 5 ports	
I-25336-60-CR OPTICAL FIBER CONVERTER Single mode SC Maximum length: 60 kms	
NITE -RS8-1100 Ethernet Switch 8 ports	
RUT240 3G/4G WIFI Modem	

WIRES	
	2 – WHITE-BLUE STRIPE = CAN L 7 – BLUE-WHITE STRIPE = CAN H
	3 – WHITE-GREEN STRIPE = CAN GND 4 – GREEN-WHITE STRIPE= RS485 GND
	5 – WHITE-ORANGE STRIPE= RS485 Rx 6 – ORANGE-WHITE STRIPE= RS485 Tx

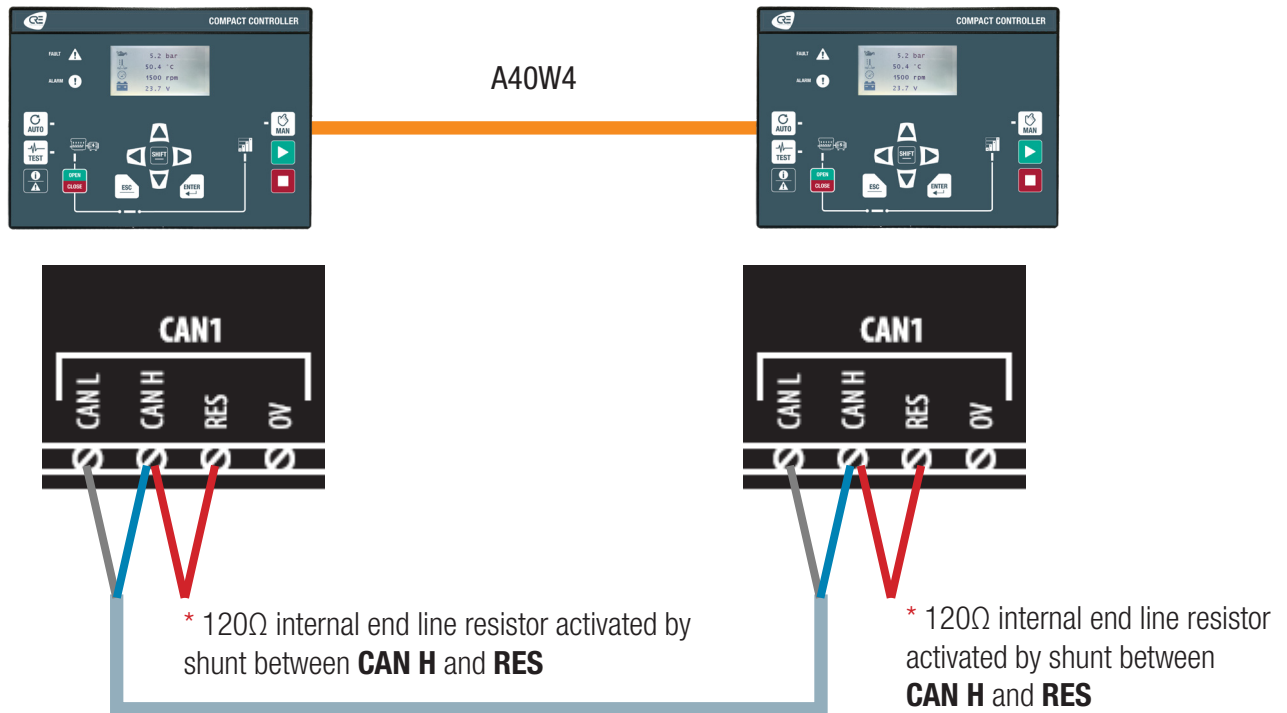
WIRING HARNESS FOR COMPACT PLATFORM

COMPACT PRODUCTS → PC (ETHERNET)

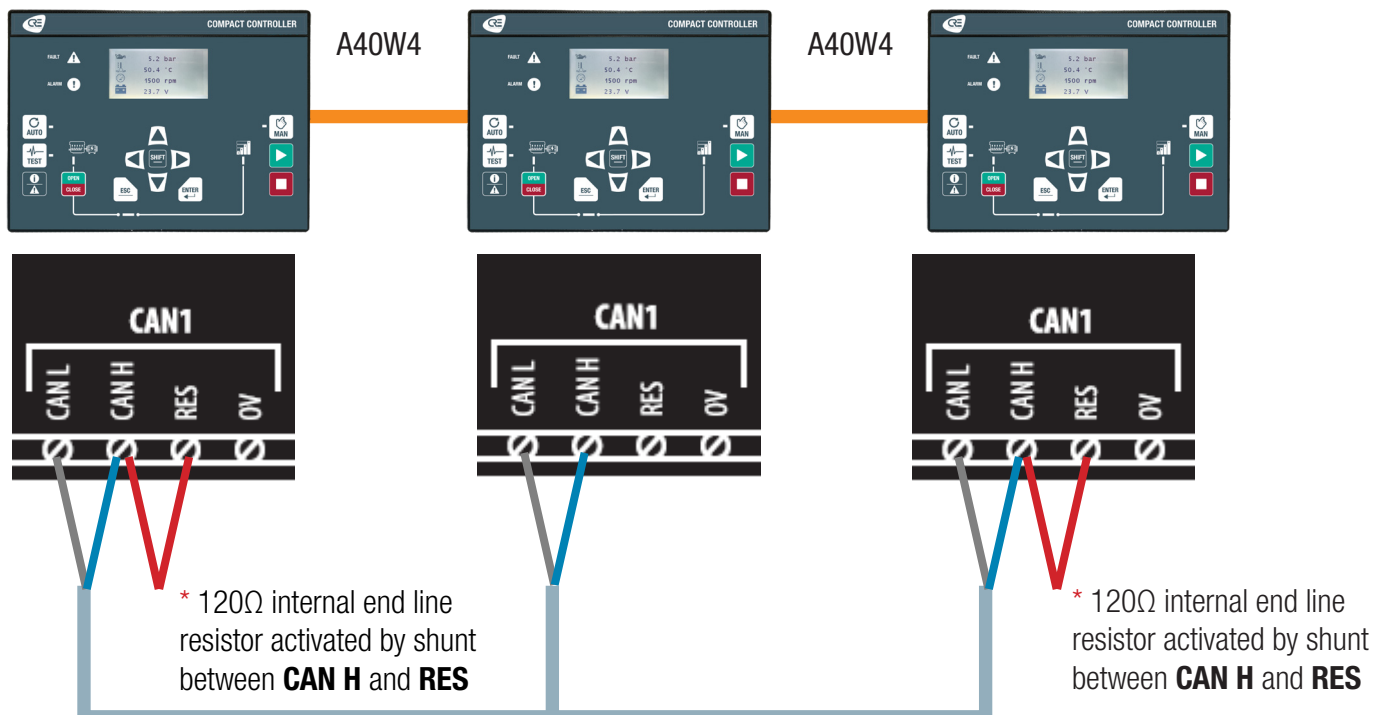


A53W1 (Ethernet) CROSS CABLE CAT 5

GENSYS COMPACT → GENSYS COMPACT (CAN Bus)


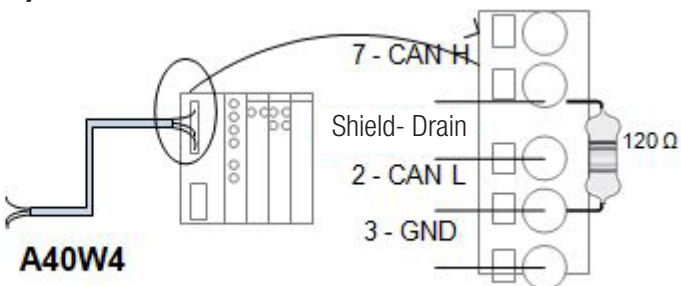



GENSYS COMPACT → GENSYS COMPACT → MASTER COMPACT →... (CAN Bus)



COMPACT PLATFORM → REMOTE I/O (CAN Open)

GENYS COMPACT
CAN 2



CONNECTION WITH i4Gen AND NITE-RS8-1100



i4Gen

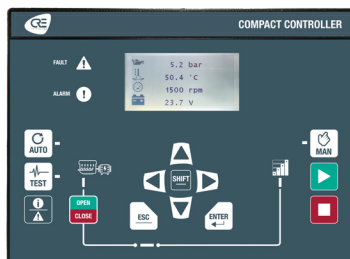
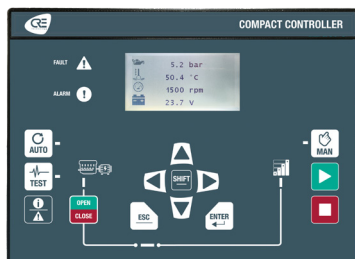
A53W1

NITE-RS8-1100
Ethernet Switch



A53W1

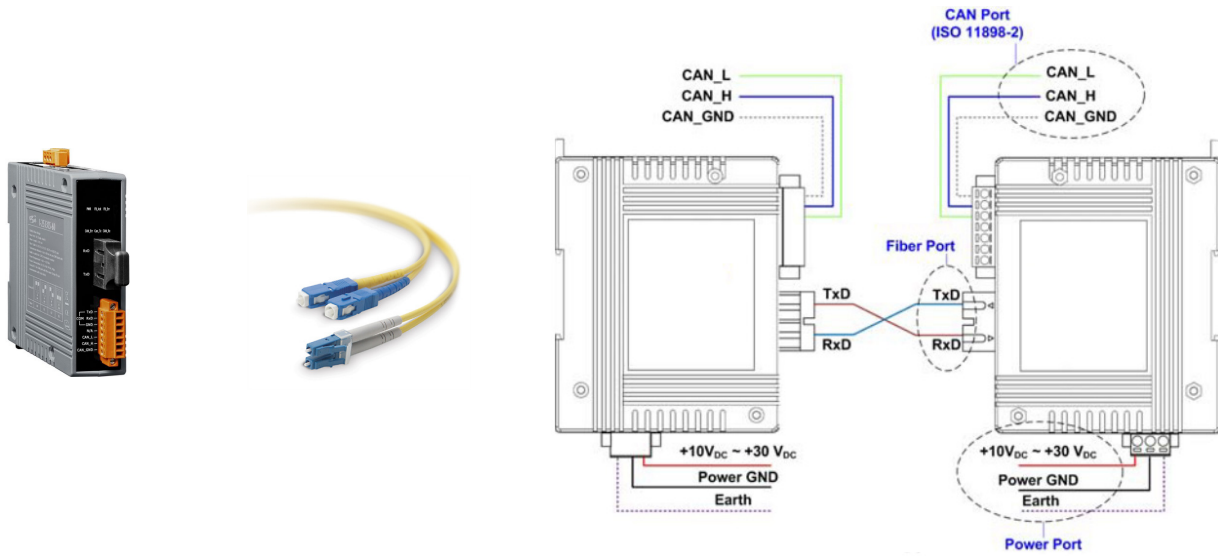
A53W1



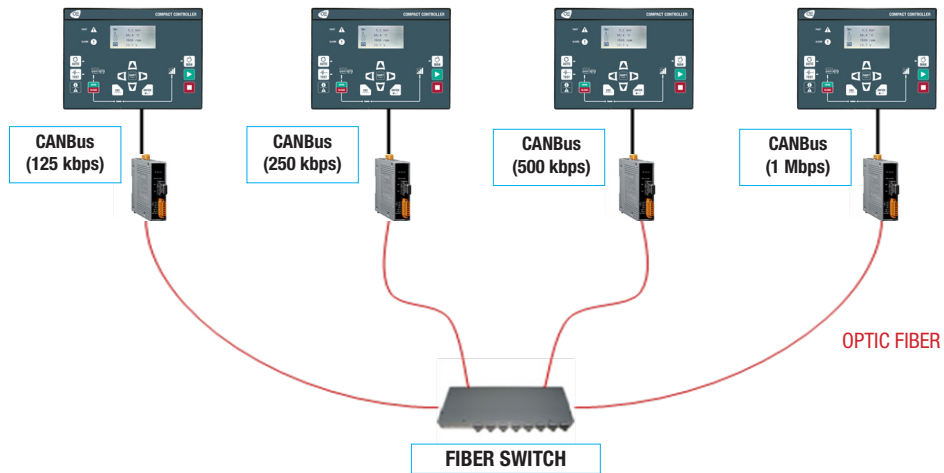
CONNECTION WITH OPTIC FIBER

OPTIC FIBER MANAGEMENT

OPTIC FIBER CONVERTOR SINGLEMODE SC. REF : I-25336-60CR (MAX LENGHT : 60 KMS)



OPTIC FIBER - Single CAN Network

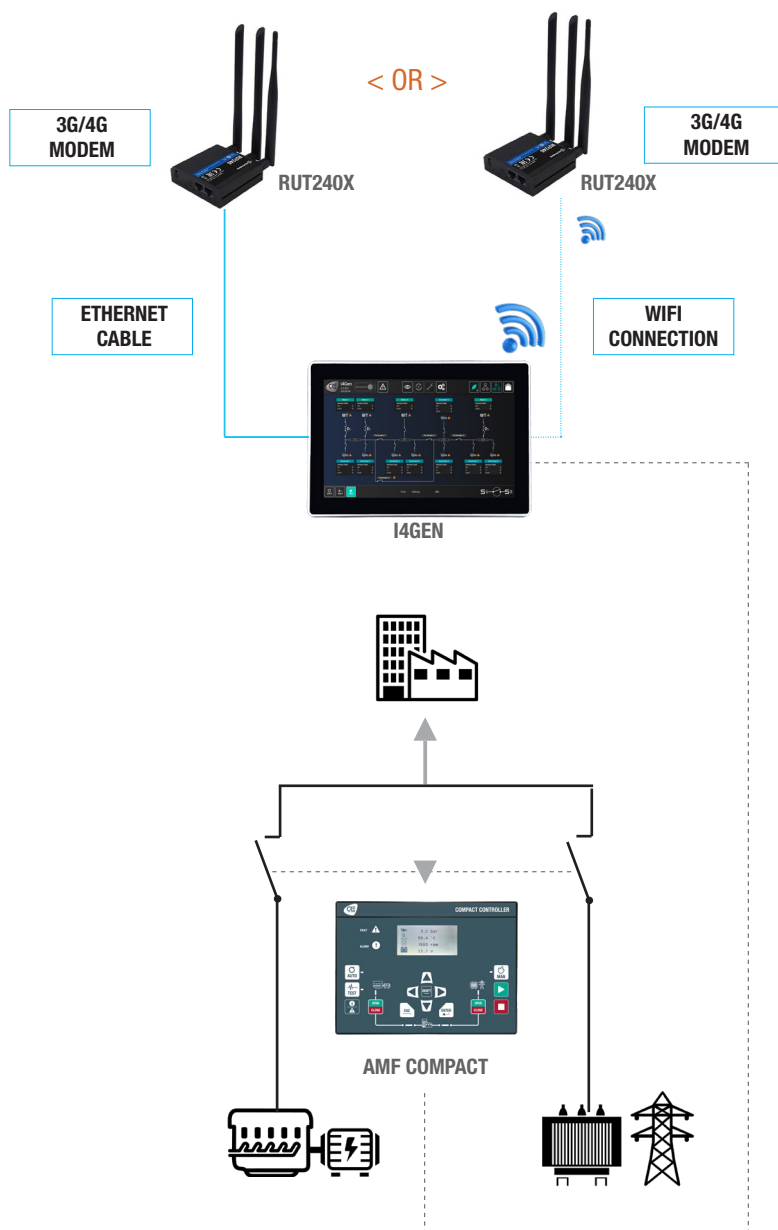


CONNECTION WITH 3G/4G WIFI MODEM

MOBILE NETWORK 3G/4G MANAGEMENT

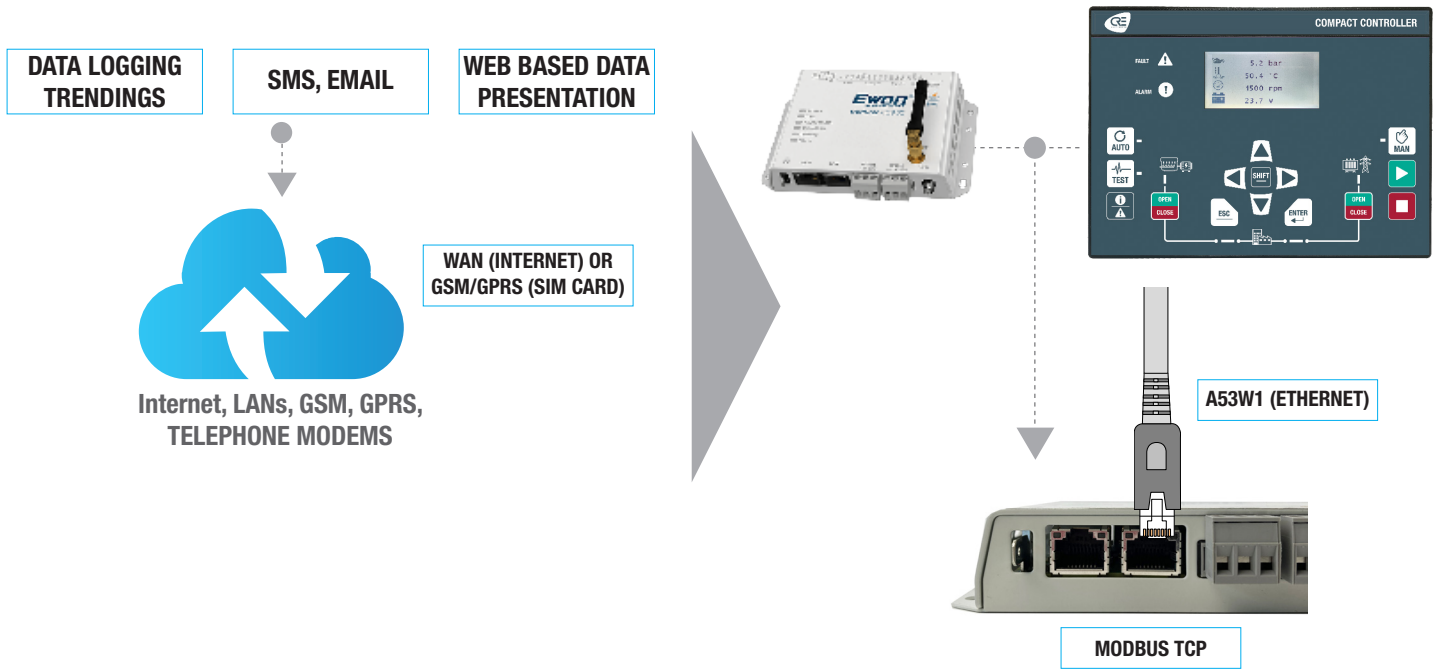
3G/4G router modem : P/N : RUT240X

(The « x » number will change regarding the world region, please check with your CRE TECHNOLOGY contact).

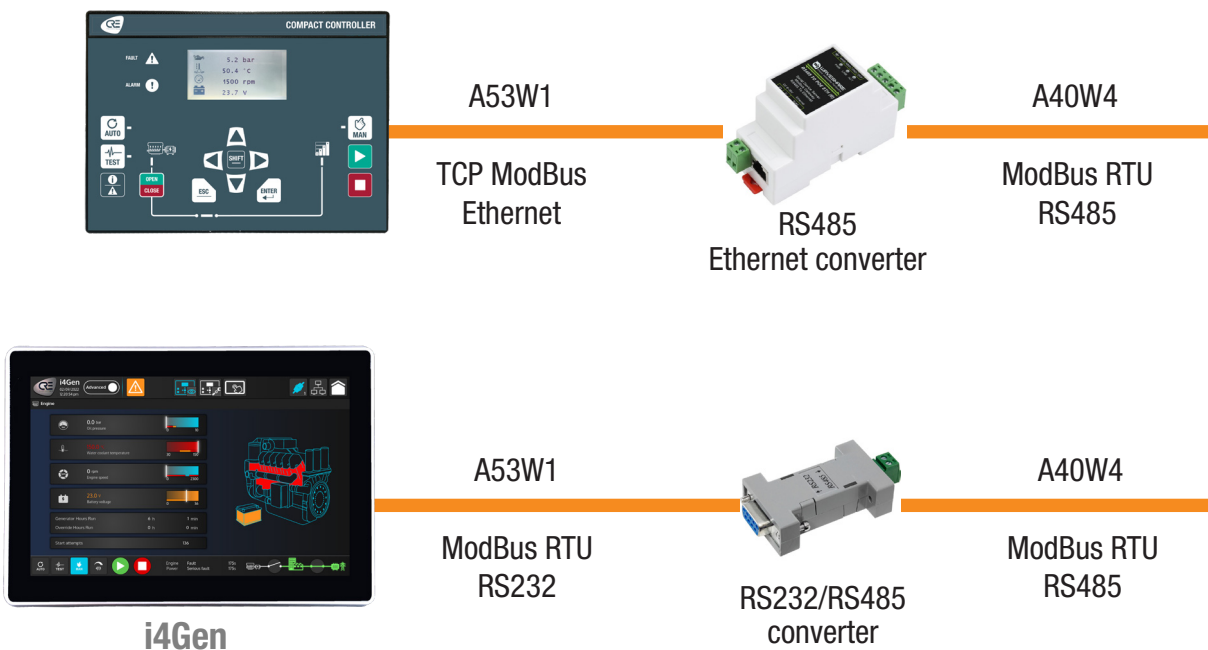


CONNECTION WITH EC 360

GENSYS COMPACT → EC 360



CONNECTION WITH RS485





EXPERT IN GENERATOR SOLUTIONS



www.cretechnology.com