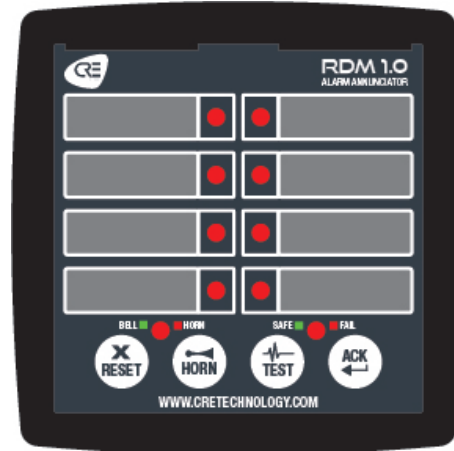




The **RDM 1.0** is a new, robust and easy to use alarm annunciator suitable for industrial generators applications. The **RDM 1.0** is an 8 channels, 96x96mm module.

This product offers the following advantages:

- Front face and dip switch configuration (no computers needed)
- Power supply from 19-150VDC
- 8 digital fault inputs (opto-isolated)
- Filter delays of input can be set (from 2ms to 500ms),
- Watchdog function (led and digital output information)
- Leds colour set-up (green or red), to differentiate alarms priorities and to activate 2 different outputs
- Internal buzzer 80dB
- ModBus RTU-RS485
- A tool provided to print alarms names' tags



FEATURES

BENEFITS

The RDM 1.0 is a robust quality alarm annunciator thanks to the European standard manufacturing experience. The unit features ultra-bright, bicolor (red-green) led indicators. Alarms may be assigned to different priority levels in order to reduce confusion. Using front panel pushbuttons, alarms may be cleared and reset and the unit tested. The configuration of the module is performed with dipswitch placed on the back panel. Additional programming may be performed from the front panel.

DISPLAYED INFORMATION

- **Alarm leds**
 - Fast flash: at the first detection of the fault or if fault is detected at LED steady on condition.
 - Slow flash: activated when the ACK (alarm acknowledge) pushbutton is pressed and if the fault signal is still active.
 - Steady on: activated if the fault signal disappears at SLOW FLASH condition. Alarm led will fast flash fast if fault signal occurs again.
 - Led off: the alarm led turns off when RESET pushbutton is pressed and fault signals is not present.
- **Information Leds**
 - HORN/BELL Led: If the HORN relay turns on, the "red" led turns on. If the HORN relay is not on and if the BELL relay is on, then the "green" led turns on. If both relays are off then the led is off. HORN led will flash if HORN relay is passive.
 - SAFE/FAIL Led: If an internal fault condition is detected at self-test, then this led will turn on "red", else it turns on "green".

AFTER SALES SERVICE

Like every CRE TECHNOLOGY products, the unit also benefits from our technical support. All CRE TECHNOLOGY products are delivered with one year warranty.

PUSHBUTTON FUNCTIONS

- **ACK:** When ACK is pressed, fast flashing leds switch to slow flash (or steady on) mode, the internal buzzer turns off, horns and bell relays turn off.
- **RESET:** When RESET is pressed, all alarm leds horn and bell relays turn off. If fault signal is present, then the alarm will occur again.
- **TEST:** When pressed, all leds will turn on "red/green" alternatively and the buzzer sounds
- **HORN:** When pressed, HORN and BELL relays will turn on alternatively for 1 second.

INTERNAL BUZZER

- When a fault signal is detected, the internal buzzer turns on with a period of 1 second. If ACK pushbutton is pressed, the buzzer turns off. If ACK is not pressed within 1 minute, then it switches to slow sound mode (beeps once every 10 seconds).

INPUTS, OUTPUTS

- Optically isolated digital inputs are equipped with noise suppressing filters and are capable of operating smoothly in high electrical noise environments. The detection delay of inputs are adjustable between 2 and 500ms.
- **Relay Outputs:**
 - Horn Relay: If any "red" alarm led turns on, then the horn relay will also turn on. The relay turns off when ACK pushbutton is pressed. The HORN RELAY can be made active/passive by holding pressed the HORN RELAY for 3 seconds.
 - Bell Relay: If any "green" alarm led turns on, then the bell relay will turn on. The relay turns off when ACK pushbutton is pressed.
 - Watchdog Relay: At startup the relay turns on. If the boards fails, then the watchdog relay turns off.

MODBUS RTU COMMUNICATION

- The isolated RS-485 ModBus RTU communication port is free from ground potential differences and allows safe transfer of measured parameters to

automation and monitoring systems. (DATA Rate: 9600-19200baud)

NOMINAL VOLTAGE DC SUPPLY

- 19 to 150VDC
- Power Consumption <4VA

ENVIRONMENT

- Operating temperature: -20°C...+70°C (-4°F...158°F).
- Storage temperature: -40°C ...+85°C (-40°F ...185°F).
- Humidity: 95% non-condensing.
- IP Protection: IP65 (Front with gasket) and IP30 for the rear
- **Size and weight:**
 - Dimensions: 102x102x53mm (WxHxD)
 - Panel cutout: 92x92mm
 - Weight: 200gr

CERTIFICATIONS

- European Union Directives : 2006/95/EC (LVD), 2004/108/EC (EMC)
- Reference standards: EN61010 (Safety), EN61326 (EMC)



Part number: A60PO

RELATED PRODUCTS & CABLES

AMF COMPACT - Ref A56-AMF-XO
GENSYS COMPACT PRIME - Ref A56-PRIME-XO
GENSYS COMPACT MAINS - Ref A56-MAINS-XO



RDM 1.0

Alarm annunciator

RELATED PRODUCTS

The **GENSYS COMPACT PRIME** is dedicated for generators used in power plant applications requiring synchronizing, active and reactive load sharing and electrical/mechanical protections.

GENSYS COMPACT PRIME offers flexibility and time saving thanks to its simple wiring, and easy programming.



The **GENSYS COMPACT MAINS** is used on standalone generator in mains paralleling application. **GENSYS COMPACT MAINS** offers flexibility and time saving thanks to its simple wiring, and easy programming.

HARDWARE AND DISPLAY

GENSYS COMPACT PRIME and **GENSYS COMPACT MAINS** are available in both switchboard panel mounted version with display, or core base mounted version and compatible with i4Gen touchscreen color display.

SOFTWARE

GENSYS COMPACT PRIME and **GENSYS COMPACT MAINS** is configurable from its front panel display, from i4Gen HMI, or through the free i4Gen suite PC software.



WIRING DIAGRAM

