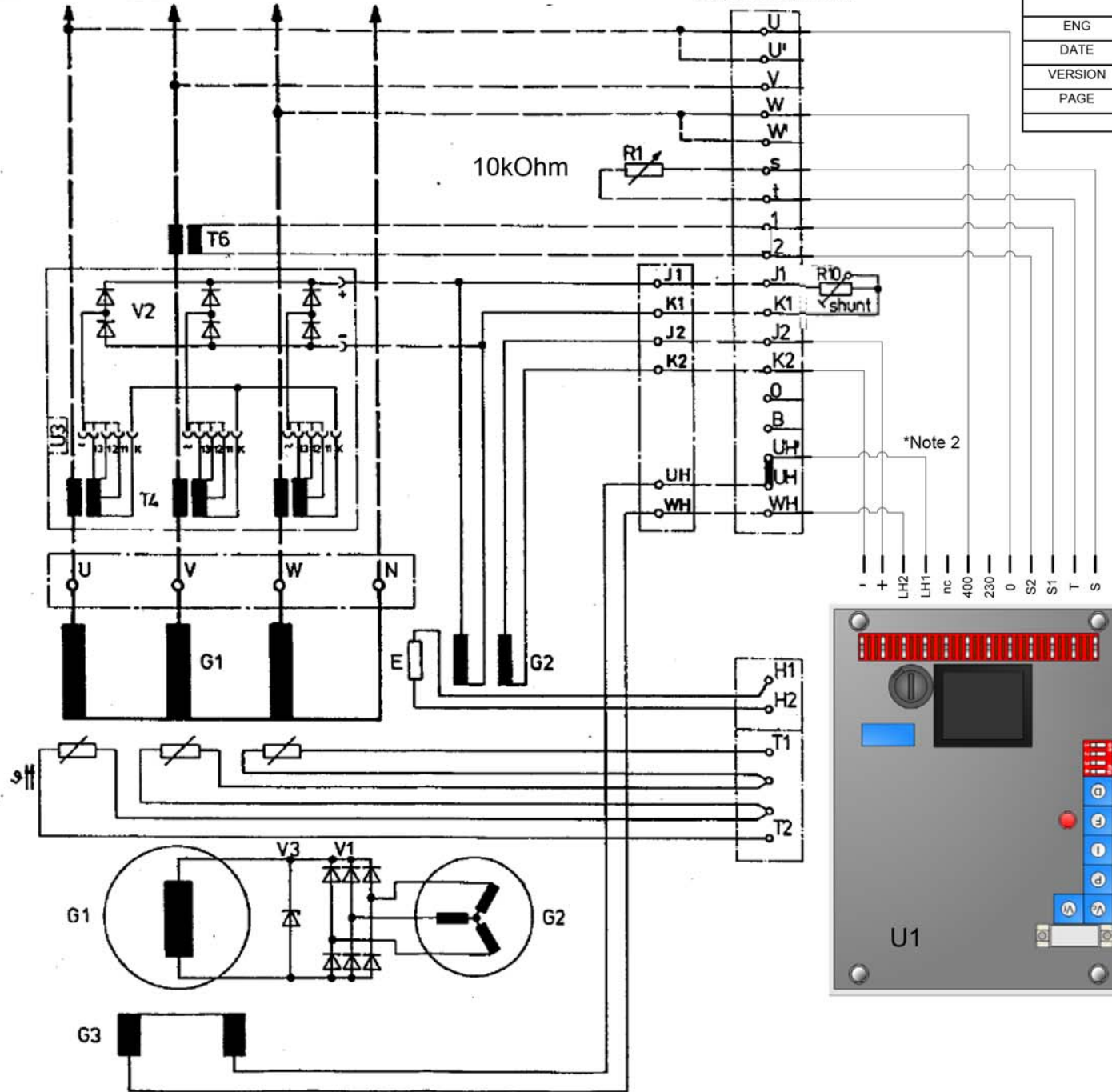



T6 only when PARALLEL OPERATION AVR COMPACT

AvK DKB Generator


Remove link between 1 & 2 for parallel operation




AVK DKB with AVR COMPACT		
General wiring diagram		
ENG		
DATE		
VERSION	V1.0	
PAGE	1/2	

- * NOTE: T4 can also be fitted in the "wye" connection of the generator windings
- * NOTE2: Instead of UH WH, Phase - Neutral can be used for supply

Ti7.5 replaced by AVR COMPACT









6961 EE HERBECK (S.G.) · Tel. 03308-5000
 C. 2000/1000/1000/1000

A-v-K *A. van Haack*
 Generatoren- und Motoren-Werke
 D 6078 Neu-Isenburg

Selbstregelnder Generator Self Regulating Generator		Typ	DKB 49/125-4TS	
		Nr.	430614	
400 Y	Volt Volts		163	Amp.
112,5	kVA	45	°C	
			U/min r/min	50
			Volt Volts	125/0,33
			IP	23
				7 230/230

Drehr. Rotation
 Erregung Excitation
 Isol. Klasse Insul. Class

T1 7.40/T023